



MyPoliSciLab Student Resources for Blackboard

Blackboard is part of your school's information technology network. If this is your first Blackboard course then you may need to check with your school's Help Desk to learn more about using the Blackboard system on your campus.

Getting started:

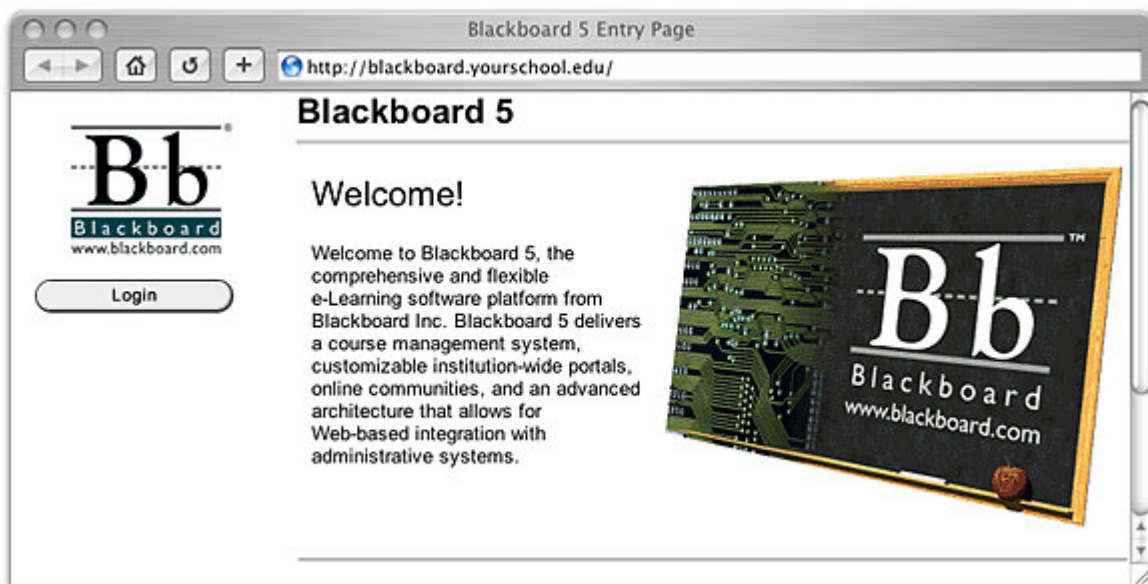
The course information you'll need for your MyPoliSciLab Blackboard course may have already been sent to you by your school, or you can obtain it from your instructor or campus Blackboard administrator.

What you'll need:

1. The Internet address (URL) where your college hosts its Blackboard courses.
2. Your school-provided Blackboard login name and password to access your Instructor's course materials.
3. The access code in your MyPoliSciLab Resources for Blackboard and WebCT student access code card.

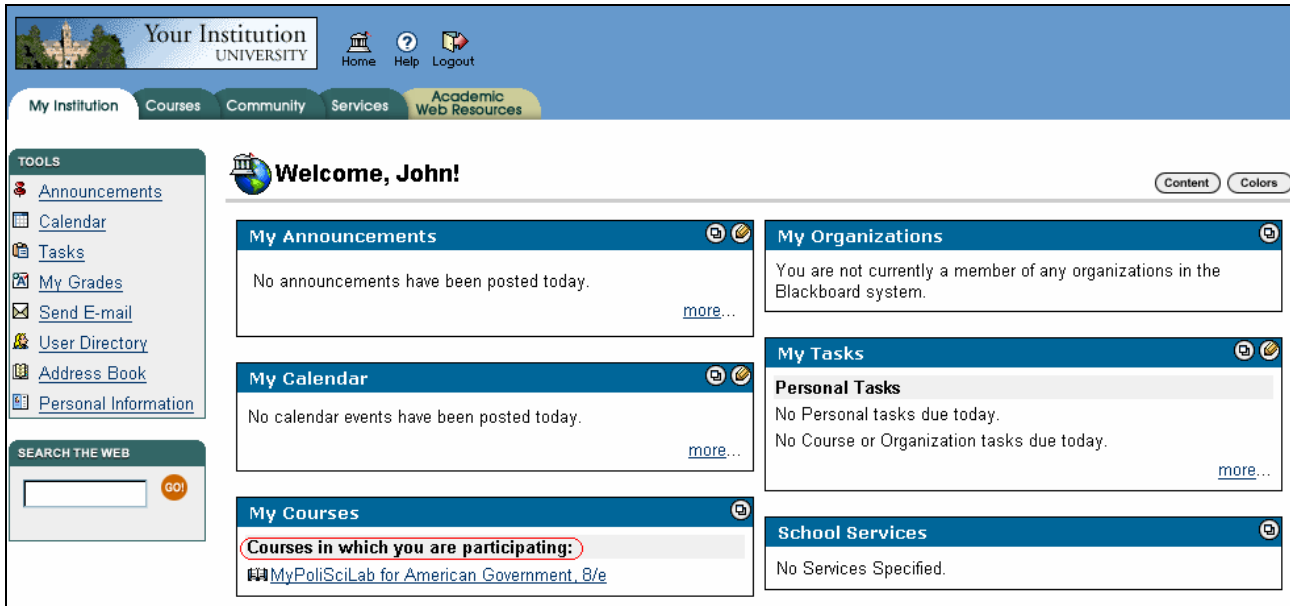
Register for MyPoliSciLab Resources

1. Open your web browser and use the information above to log onto your campus Blackboard server.



My PoliSciLab Student Resources for Blackboard

2. From your Blackboard Homepage, click the course with MyPoliSciLab in its name or on the course name provided by your instructor.



3. From the Announcements page in your course, click on the "MyPoliSciLab Resources" button to begin the registration process for the MyPoliSciLab Resources.



4. On the next page click the "Register" button to begin the registration process. You'll need the access code that came in your MyPoliSciLab Resources for Blackboard and WebCT student access code card.



The access code should look similar to this: LSPSBW-CHOLI-LUANG-PALED-RIERI-CHASE*

*This is a sample code, and cannot be redeemed

5. Follow the step-by-step instructions to create your own unique login name and password.

1 Access Information ? [Need Help?](#) * Fields are required

Do You Have a Pearson Education Account?

No, I Am a New User If you've already registered for an online product published by Addison Wesley, Allyn & Bacon, Benjamin Cummings, Longman, or Prentice Hall, you may already have a Pearson Education Account. If you're not sure, you can [find out here](#).

Yes, Look Me Up The advantage of using an existing account is that we can pre-fill most information in this process, add this subscription to your existing account, and you'll have only one Login Name and Password to remember for accessing multiple online products. [Need Help?](#)


Login Name

Password

[Forgot your Login Name/Password?](#)

Access Code

Your Access Code should look like this. Enter it here, without dashes.
Have an electronic code? [Copy and paste it here.](#)

 * Access Code - - - - -

You can type the letters in lowercase or uppercase. [Need help?](#)

After you submit this form, you'll receive an e-mail confirmation of your username and password. Once you receive your login name and password, you're ready to login to the MyPoliSciLab Resources!

Logging in to MyPoliSciLab in Blackboard Resources

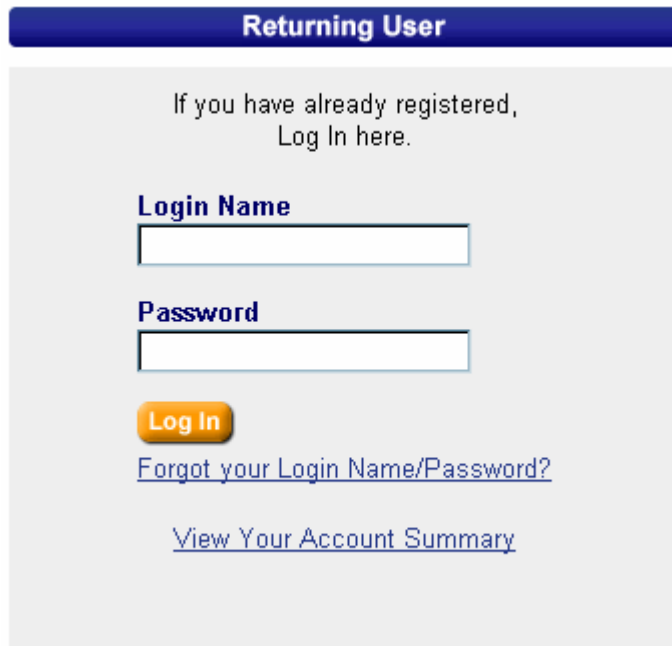
Make sure you've registered for the MyPoliSciLab in Blackboard Resources. Refer to the Registering for MyPoliSciLab Resources section above.

If you have a Pearson login name but are unsure whether it is valid, you can check by logging into your Pearson Account Summary at <https://register.pearsoncmg.com/userprofile>.

1. From your Blackboard Homepage click on your course.
2. Click on the "MyPoliSciLab Resources" button to login to the MyPoliSciLab resources.



3. Enter your login name and password and click "Log In."



The image shows a login form for returning users. At the top, there is a dark blue header with the text "Returning User" in white. Below the header, the text reads "If you have already registered, Log In here." There are two input fields: "Login Name" and "Password". Below the "Password" field is an orange "Log In" button. Underneath the button are two links: "Forgot your Login Name/Password?" and "View Your Account Summary".

4. After clicking on the "Log In" button, you'll know you have successfully logged into the MyPoliSciLab Resources if you are brought to the page below:

LOGIN COMPLETE!

You are now logged in to use all of the MyPoliSciLab resources in your course. Use the button below to return to your course.

[Close Window](#)

Note: If you close your Internet browser, end your online session, or turn off your computer, you will have to enter your login name and password again to access the MyPoliSciLab resources.

Click the close window button to return to your course. You can now access the MyPoliSciLab Resources in your course!