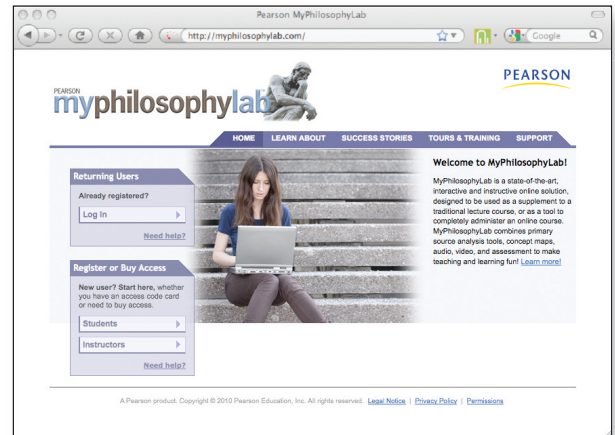


Register for MyPhilosophyLab today to save time and improve results.

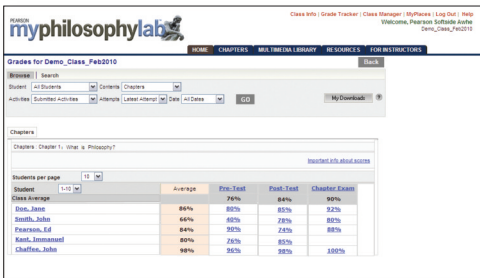


MyPhilosophyLab is a dynamic website that provides a wealth of resources geared to meet your diverse learning needs. MyPhilosophyLab's many accessible tools make learning, reviewing, and studying easier than ever—and can help you improve your grade in this course.



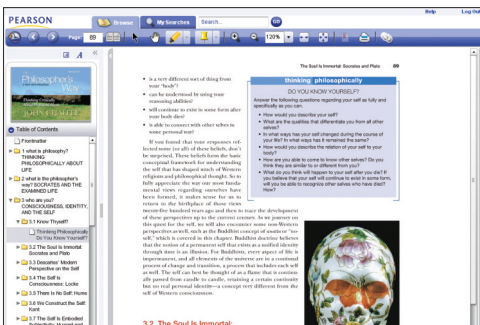
MyPhilosophyLibrary

You can access hundreds of primary source documents by key philosophers, as well as commentary and questions for each selection.



Assessment

Online quizzes and assignments help you save time and improve results, and a gradebook allows you and your instructor to monitor your progress throughout the course.



Pearson eText

Just like the printed text, you can highlight and add your own notes. Save time and improve results by having access to your interactive text online, and click to relevant MyLab material right from your book!

Flip this flyer over for guidelines on how to register and log in. ▶

How to register and log in

Before You Begin

To register for MyPhilosophyLab you will need:

- ✓ Your required textbook info: _____
- ✓ Your school's zip code: _____
- ✓ Your personal MyPhilosophyLab student access code (packaged with your new text or available for purchase at www.myphilosophylab.com)
- ✓ Your valid email address

In addition, your instructor may also provide you with:

- ✓ A "Class ID" to use after you've registered for your course: _____

Registering for MyPhilosophyLab

1. Enter **www.myphilosophylab.com** in your web browser.
2. Under "Register or Buy Access," click the **Students** button.
3. Select **MyPhilosophyLab**.
4. Click "**I already have an access code**" (if you do not have a code, click that link to purchase and register).
5. If asked, tell us how you received your code (packaged with your textbook or purchased as a separate item).
6. Select the **textbook** for your course.
7. Read the License Agreement and Privacy Policy and click "**I Accept**."
8. On the Access Information Screen, you'll be asked whether you already have a Pearson Education Account. Click:
 - "**YES**" if you have registered for other Pearson online products and already have a login name and password. Boxes will appear for you to enter your existing login information.
 - "**NO**" if this is the first time you have registered for a Pearson online product. Boxes will appear for you to create your login name and password.
 - "**NOT SURE**" if you want to check for a pre-existing account and receive an email with your login name and password.
9. Type in your **Access Code** in the fields provided (one word per field) and click **Next**.
10. Simply follow the registration screens and enter your information as prompted. You will enter your name, email address, school information and provide a security question/answer to ensure the privacy of your account.

Once your registration is complete, you will see a **Confirmation** screen (this information will also be emailed to you). Simply print your confirmation, and you are ready to log in and access your resources!

Logging in

1. Enter **www.myphilosophylab.com** in your web browser.
2. Under "Log in," click the **MyPhilosophyLab** button.
3. Select your **textbook**.
4. Enter the Login Name and Password you created and click "Log In." You are now ready to access your resources!

If your instructor gave you a "Class ID"...

If your instructor gave you a "Class ID," you will need to join the Grade Tracker grade book for your course. Doing so will allow your instructor to view your results on assignments and online activities. You will need to "Join your class" just once, and you may do so as soon as you have your Class ID.

1. Log in to your **MyPhilosophyLab** course.
2. On the top right navigation, click the "**Join a Class**" tab.
3. Enter your **Class ID** (looks like cm123456) and click **Next**.
4. Review the course information and confirm by clicking **Next**.
5. **You will see a Class Confirmation** page:
Click the **Enter Class Now** button to immediately access your resources!



PEARSON

Still need help? Visit our Customer Technical Support website at
<http://247pearsoned.custhelp.com>.